






IP65 SURFACE CEILING LIGHT

Ref No: GR-CD-18WH

CE RoHS IP65    



This flush mount ceiling light is made of PC bottom and PC Cover, whole body is white finished. The structure is improved by adding extra waterproof rubber ring, which will be up to be IP65 Waterproof grade, widely used for corridors, toilets, bathroom, kitchen room where is moistures or outdoor places.

Complete Product Data

Order Number	GR-CD-18WH
Total Wattage	18W±5%
Mounting Type	Surface mounted
Dimension(mm)	ø275×H110mm
Outcut(mm)	/
IP Grade	IP65 waterproof
Luminaries Lumens	1600-1800lm
Beam angle	120°
Working temperature	-25°C ~ +55°C
Certificates standard	/
Warranty	3/5Years
Package	/

Control Gear/Driver Data

LED driver brand	DONE/DNF/GX/LiFud/Eagleries
Input voltage	220-240VAC 50/60Hz
Output voltage	36-72Vdc
Output current	300-550mA
Power Factor	>0.5 as standard; >0.8 optional
Surge protection	1KV
Efficiency	>85% @230V
IP Grade	IP20
THD	<20% @230V
Dimmable	No, but available to select it as Triac/0-10V/DALI if needed
Free flicker	/
Protection	Open Circuit Protection / short Circuit protection/
Certificates	/
Warranty	3Years

Material&Housing Data

Housing Color	White
Housing Material	ABS Bottom
Cover	PC Cover
Reflector material	/
Surface part material	ABS
Connector	/

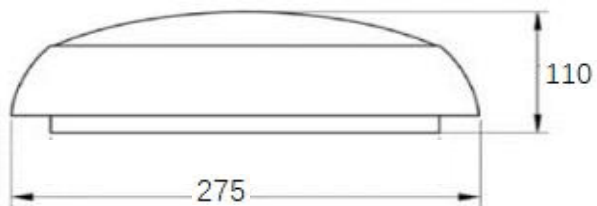
Photometric Data

LED chip brand	Bridgelux /Osram
Chip type	SMD
Color temperature	2700-2800K/3000-3200K/4000-4500K/ 5700-6000K/ 6000-6500K
CRI	>Ra80
Life time	>50000Hrs
Lumens	120-150lm/W
SDCM	<5 or <3
Lumens maintenance	99.9%@1000hrs/ 99%@3000hrs /98%@10000hrs. (LM80)

Optional

Dimming Type	Triac dim/ 0-10V dim/ DALI dimmable optional
Dimming driver brand	KOPU EAGLERISE LIFUD EUCHIPS
Emergency backup	Battery backup with 3Hours for 2Watt

Dimension & Install



Unit:mm

Lighting Distribution

