





## BACKLIT LED PANEL LIGHT

Ref No: GR-PL12060-60WD(CCT)



This panel light adopts backlit structure without any LGP, avoiding yellowing change. And it is lens cover for led chips, good lighting performance, all led chips stick on the bottom of fixture, with perfect heat dissipation performance, which will be longer lifetime for luminaires. Widely used for offices, schools, hotels, hospitals etc. And it is with a special led driver with two dial switches which is for selectable powers and selectable wattages. They are including two solutions, one solution is for European markets with 220-240VAC input; the other solution is for USA/CA markets with 100-277VAC input.



### Complete Product Data

Order Number	GR-PL12060-60WD(CCT)
Total Wattage	60W-50W-40W Selectable by a dial switch
Mounting Type	Recessed as standard, surface/suspended optional by accessories.
Dimension(mm)	1195*595*32mm as standard ( 1213*603mm for USA/CA)
Color temperature	3000K-4000K-6000K Selectable for EU, 3000K-4000K-5000K for USA/CA
IP Grade	IP22 (IP44 Max)
Luminaries Lumens	100-120lm/W
Beam angle	120°
Working temperature	-30°C ~ +55°C
Certificates standard	ETL CE LVD EMC RoHS
Warranty	3/5Years
Package	/

### Electrical Data

LED driver brand	ZY/LiFud/ Eagleries brand
Input voltage	110/220-240V/277VAC 50/60Hz
Output voltage	30-42Vdc
Output current	1500mA-1200mA-1000mA selectable by a dial switch
Power Factor	>0.9
Surge protection	1-2KV
Efficiency	>89% @230V
IP Grade	IP22
THD	<15% @230V
Dimmable	No, but available to select it as Triac/0-10V/DALI if needed
Free flicker	Yes
Protection	Short circuit, open circuit, overcurrent, overvoltage protection
Certificates	ETL、SAA、CCC、RCM、CE、CB
Warranty	3/5Years

## Material&Housing Data

Housing Color	White as standard
Housing Material	Aluminum trim
Cover material	polycarbonate Cover
Bottom thickness	>2.5mm
Bottom materials	Metal
Connector	Quickly connectors

## Photometric Data

LED chip brand	Bridgelux
Chip type	SMD 2835 96PCS
Color temperature	2700-2800K/3000-3200K/4000-4500K/ 5700-6000K/ 6000-6500K
CRI	>Ra80 or 90
Life time	>50000Hrs
Lumens	120-150lm/W
SDCM	<5
Lumens maintenance	99.9%@1000hrs/ 99%@3000hrs /98%@10000hrs. (LM80)

## Optional

Dimming Type	Triac dim/ 0-10V dim/ DALI dimmable optional
Dimming driver brand	Eagleries/LiFud/EUCHIPS/BOKE etc
Emergency backup	Battery backup with 3Hours for 3-5Watt
Surface accessories	Surface frame 70mm height optional
Suspended part	Suspension steel rope 2pcs/sets optional

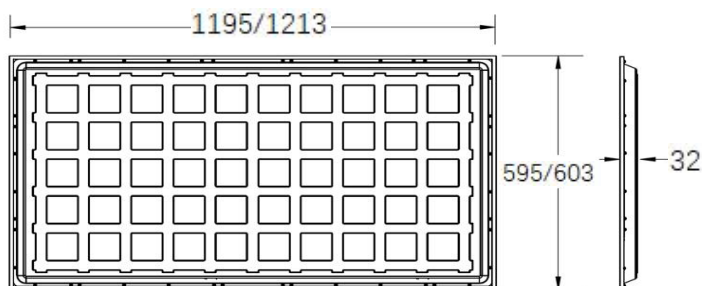


Surface frame



Ropes

## Dimension



Remark  
1195\*595mm as standard  
1213\*603mm for USA/CA

Unit:mm

## Lighting Distribution

