
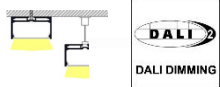


- Epistar/Bridgelux SMD Chips, CRI80/90, 2700K-6500K
- 110/220-240VAC Constant current driver, 2/3/5Years warranty.
- .Each lamp with LED driver and work independently, but they can seamlessly connection


**GR-LS5070 Series**

Pendant/ Surface Linear lights



.Each lamp with LED driver and work independently, but they can seamlessly connection

Order Model	Power Watt	Dimension mm	CRI	IP Grade
GR-LS5070-120	36W-40W	L1185*W50*H70	>80/90	IP22
GR-LS5070-150	45W-50W	L1485*W50*H70	>80/90	IP22
GR-LS5070-240	72W-80W	L2390*W50*H50	>80/90	IP22



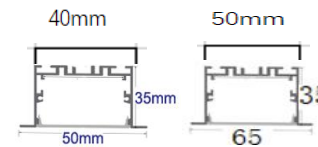
Order Model	Power Watt
GR-LS60-120CM	36W
GR-LS60-150CM	45W



Combined pendant lamp
Model:GR-LS6633-36W
Size:L1065*W33*H66mm

**GR-LS5035/6535 Series**

Recessed Linear Light



Order Model	Power Watt	Length mm	Outcut mm	CRI	IP Grade
GR-LS5035-120	36W	1200	W40*H65	>80/90	IP22
GR-LS5035-150	48W	1500	W40*H65	>80/90	IP22
GR-LS5035-240	60W	2400	W40*H65	>80/90	IP22
GR-LS6535-120	36W	1200	W52*H65	>80/90	IP22
GR-LS6535-150	48W	1500	W52*H65	>80/90	IP22
GR-LS6535-240	72W	2400	W52*H65	>80/90	IP22