

SURFACE MOUNT DOWNLIGHT

Ref No: GR-FM-15WA

CE RoHS IP22




LED Downlight is top level in quality and design, it is the best choice to do commercial lighting projects, made of aluminum and reflectors. Black/White housing finished available, and 6 types reflectors(Black/white/Silver/Gun color/Rose gold/Golden options), different beam angle options. High CRI and output.

Complete Product Data

Order Number	GR-FM-15WA
Total Wattage	15W±5%
Mounting Type	Surface mounted
Dimension(mm)	Φ95*H140mm
Outcut(mm)	/
IP Grade	IP22
Luminaries Lumens	1300-1600lm
Beam angle	24/36°
Working temperature	-30°C ~ +55°C
Certificates standard	CE LVD EMC RoHS
Warranty	5Years
Package	/

Control Gear Data

LED driver brand	
Input voltage	220-240VAC 50/60Hz
Output voltage	30-42Vdc
Output current	350-400mA
Power Factor	>0.5 as standard, >0.9 optional
Surge protection	1KV
Efficiency	>88% @230V
IP Grade	IP22
THD	<15% @230V
Dimmable	No, but available to select it as Triac/0-10V/DALI if needed
Free flicker	Yes
Protection	Short circuit, open circuit, overcurrent, overvoltage protection
Certificates	TUV、CCC、RCM、CE、CB
Warranty	5Years


Material&Housing Data

Housing Color	Matt white/ black housing color
Housing Material	Aluminum
Cover material	polycarbonate Cover
Reflector	White/black as standard, silver/Gold/ros
Lens	/
Surface part	Metal

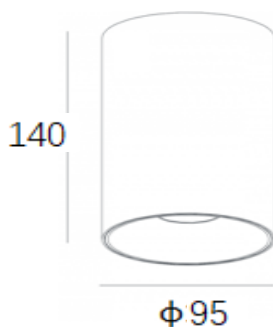
Photometric Data

LED chip brand	Bridgelux
Chip type	COB
Color temperature	2700-2800K/3000-3200K/4000-4500K/ 5700-6000K/ 6000-6500K
CRI	>Ra90
Life time	>50000Hrs
Lumens	120-140lm/W
SDCM	<5
Lumens maintenance	99.9%@1000hrs/ 99%@3000hrs /98%@10000hrs. (LM80)

Optional

Dimming Type	Triac dim/ 0-10V dimmable optional
Dimming driver brand	
Emergency backup	/

Dimension



Unit:mm

Lighting Distribution

