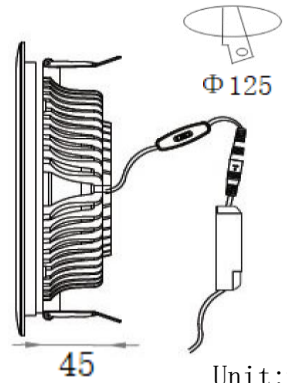
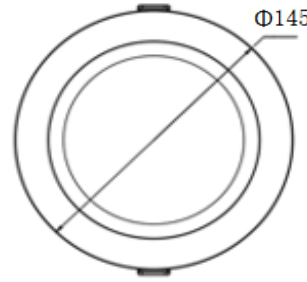


# GR-DL-12WD 4in COB Downlights



## Dimension



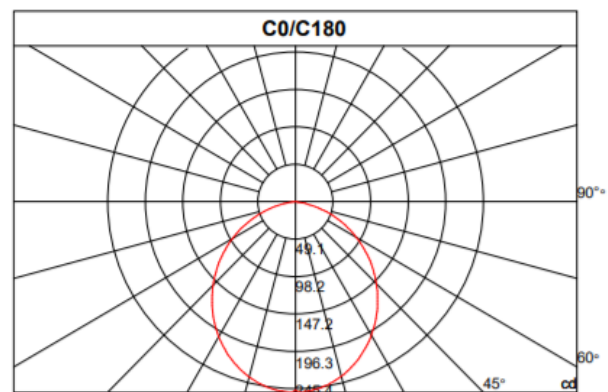
Unit: mm

## Description & Feature

LED Downlight delivers a superior LED alternative that's up to 60% more energy efficient than the conventional downlight retrofits. Made of die-cast aluminum and PC cover, good heat performance, and high lumens output, but it is competitive in price. It is ideal for commercial lighting applications.

The other extra function such as Triac/1-10V/DALI dimming/ emergency backup/Zigbee smart control also can be available.

## Light Distribution Curve



## Specification

Order Model	GR-DL-12WD
Dimension (mm)	Ø145xH45mm
Outcut	Φ125mm
Power	12W±5%
LED Chips brand	CREE/CITIZEN/Bridgelux COB
Lumens	1000-1200lm
Color temperature	3000K/4000K-4500K/6000K-6500K
Driver	Included Top quality driver. free flicker
Input voltage	100-240VAC / 220-240VAC 50/60Hz
Power factor	>0.6 or >0.9 if needed
CRI	>80
SDCM	<5
Working life	>50000Hrs
Efficiency	>87%
Materials	Die-cast aluminum+Glass cover, White finished
Beam angle	120°
IP Grade	IP22 indoor use only
Emergency kits	No. but it is ok to do emergency backup for 30% power with 1hrs 2hrs 3hrs duration
Dimmable	No. but it is ok to do Triac/0-10V/DALI Dimming if needed
Working temperature	-30°C ~ +55°C
Storage temperature	-35°C ~ +60°C
Standard	CE LVD EMC RoHs
Warranty	2/3/5 Years