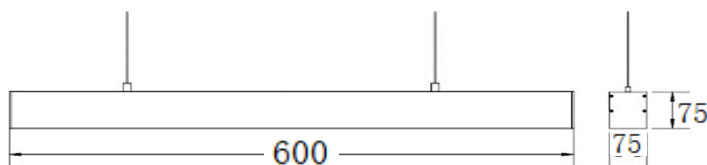
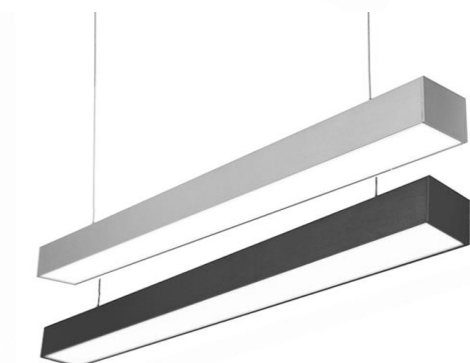


GR-LS7575-600 Pendant Linear Light



Dimension



Unit:mm

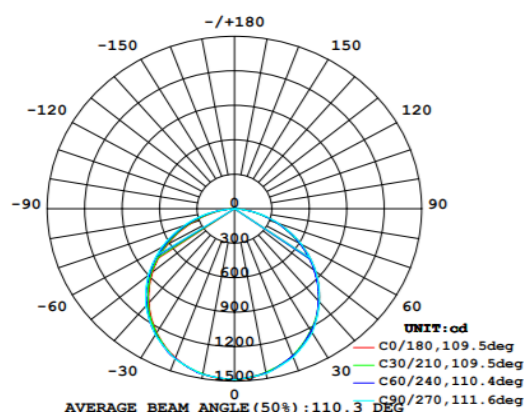
Description&Feature

This is pendant linear light, modern & stylish design, made of die-cast aluminum heat sink and PC cover, top quality led chips, Built-in driver. It including steel ropes for hanging installation, but it can be also surface mounted installation with surface parts . Widely used for kitchen, offices, supermarkets etc. The housing color can be white/Black/aluminum options. It is free splicing.

Its lifetime can be up to 10years.

The other extra function such as PWM/0-10V/DALI Dimmable can be available.

Light Distribution Curve



Specification

Order Model	GR-LS7575-600
Dimension(mm)	L600*W75*H75mm
Cut out(mm)	/
Power	18Watt±5%(24Watt Max)
LED Chips brand	Philips/Epistar /Bridgelux SMD chips
Lumens	1800-2100lm
Color temperature	3000K/4000K-4500K/6000K-6500K
Input voltage	100-240V/220-240VAC 50/60Hz
Driver	Internal driver included
Power factor	>0.9
CRI	>80
SDCM	<5
Working life	>50000Hrs
Efficiency	>89%
Materials	Die-cast aluminum+PC Cover, white/black/aluminum color finished
Beam angle	120°
IP Grade	IP22 indoor use only
Installation	Suspension/Surface mounted installation
Options	Triac/0-10V/DALI if needed
Working temperature	-30°C~+60°C
Storage temperature	-35°C~+65°C
Standard	CE LVD EMC RoHs
Warranty	2/3/5Years