



GR-LS5036-1200 Pendant Linear Light



Dimension



Unit:mm

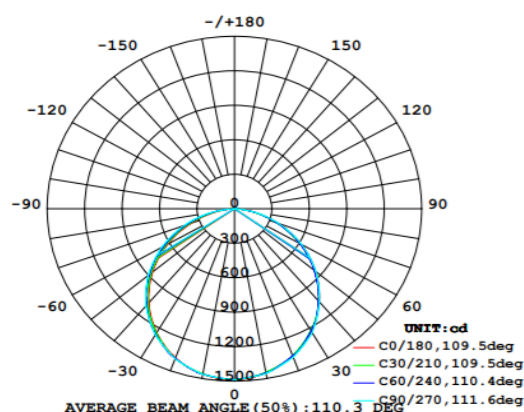
Description&Feature

This is pendant linear light, modern & stylish design, made of die-cast aluminum heat sink and PC cover, top quality led chips, External driver. It including steel ropes for hanging installation, but it can be also surface mounted installation with surface parts . Widely used for kitchen, offices, supermarkets etc. The housing color can be white/Black/aluminum options.

Its lifetime can be up to 5years.

The other extra function such as PWM/0-10V/DALI Dimmable can be available.

Light Distribution Curve



Specification

Order Model	GR-LS5036-1200
Dimension(mm)	L1200*W50*H36mm
Power	36Watt±5%
LED Chips brand	Philips/Epistar /Bridgelux SMD chips
Lumens	3600-3700lm
Color temperature	3000K/4000K-4500K/6000K-6500K
CRI	>80
Input voltage	100-240V/220-240VAC 50/60Hz
Driver	External driver included
Power factor	>0.9
Suspension rope	included 1-1.2meter long ropes
SDCM	<5
Working life	>50000Hrs
Efficiency	>89%
Materials	Die-cast aluminum+PC Cover, white/black/aluminum color finished
Beam angle	120°
IP Grade	IP22 indoor use only
Installation	Suspension/ Surface mounted
Options	Emergency backup /Triac/0-10V/DALI if needed
Working temperature	-30°C~+60°C
Storage temperature	-35°C~+65°C
Standard	CE LVD EMC RoHs
Warranty	2/3/5Years