
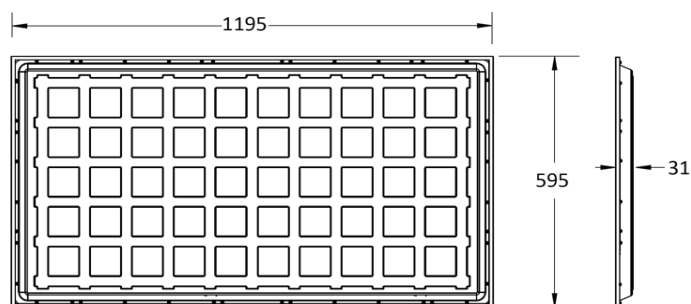


GR-PL12060-50WD Backlit Panel Light



Dimension

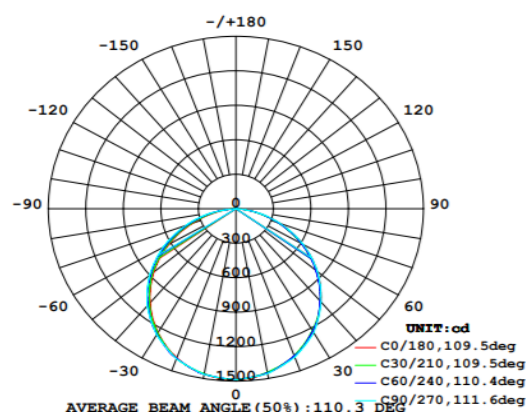


Unit:mm

Description&Feature

This is Back-lit LED panel with LED module with lens for high lumen output, without any LGP, to avoid any yellow-changes. Includes LED driver. Square, slimline profile for use in T-bar ceilings. What's more, the different installations- recessed, surface, suspension are optional. It is the perfect choice for commercial lighting projects. Its lifetime can be up to 5 years. The other extra function such as dimming/ emergency backup/ Smart APP Control/ Remote control/ 3CT also can be available.

Light Distribution Curve



Specification

Order Model	GR-PL12060-50WD
Dimension(mm)	1195*595*31mm
Power	50W±5%
Input voltage	100-240VAC / 220-240VAC 50/60Hz
LED Chips brand	Philips/Epistar SMD Led chips
Lumens	6000-6500lm
Color temperature	3000K/4000K-4500K/6000K-6500K
Driver	Included
UGR	<20
Power factor	>0.9
CRI	>80
SDCM	<5
Working life	>50000Hrs
Efficiency	>88%
Materials	aluminum frame+PS Diffuser+Metal bottom, White/Silver frame finished
Beam angle	110-120°
Installation	Recessed(Surface/suspension accessories don't be included)
IP Grade	IP22 indoor use only
Warranty	2/3/5Years
Working temperature	-30°C~+50°C
Emergency kits	No. but it is ok to do emergency backup for 30% power with 1hrs 2hrs 3hrs duration
Standard	CE LVD EMC RoHs
Dimmable	No. but it is ok to do Triac/0-10V/DALI Dimming if needed