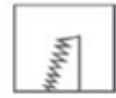


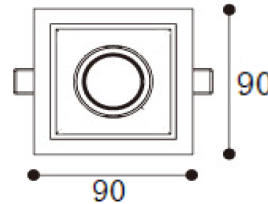
GR-DLG-9WP Square Downlight



Dimension



75*75



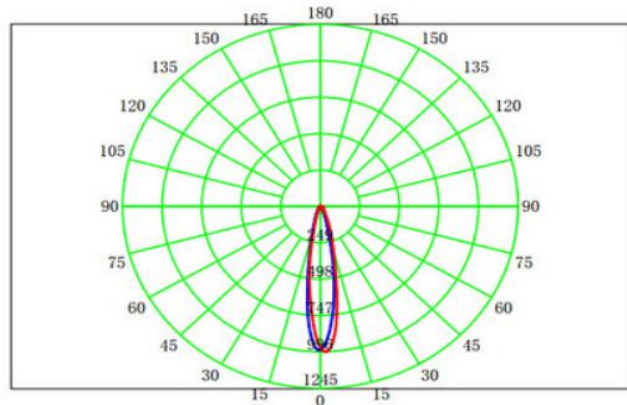
Unit:mm

Description&Feature

LED Square downlight also called spot lights with narrow beam angle. It can be 360° rotation and 30° adjustable beam angle. Top quality materials such as Philips/DONE/LiFud driver and CREE/Bridgelux COB Chips will make sure the longest lifetime. Widely used for high quality commercial lighting projects.

The other extra function such as dimming/ emergency backup/Zigbee smart control also can be available.

Light Distribution Curve



Specification

Order Model	GR-DLG-9WP
Dimension(mm)	90*90mm
Outcut	Φ75*75mm
Power	9W±5%
LED Chips brand	CREE/CITIZEN/Bridgelux COB chips
Lumens	800-900lm
Color temperature	3000K/4000K-4500K/6000K-6500K
Driver	Philips/Osram/DONE/Eagerise/Boke/LiFud etc Top brand
Input voltage	100-240VAC / 220-240VAC 50/60Hz
Power factor	>0.5 or >0.9
CRI	>90
SDCM	<5 (<3 available)
Working life	>50000Hrs
Efficiency	>87%
Materials	Die-cast aluminum,White finished
Beam angle	24°
IP Grade	IP22 indoor use only
Emergency kits	No. but it is ok to do emergency backup for 30% power with 1hrs 2hrs 3hrs duration
Dimmable	No. but it is ok to do Triac/0-10V/DALI/Zigbee smart control if needed
Working temperature	-25°C~+55°C
Storage temperature	-30°C~+60°C
Standard	CE LVD EMC RoHs
Warranty	2/3/5Years