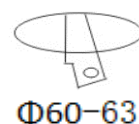
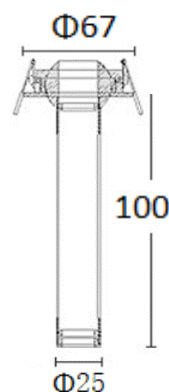


GR-DL-5WCL100 Long Spot light



Dimension



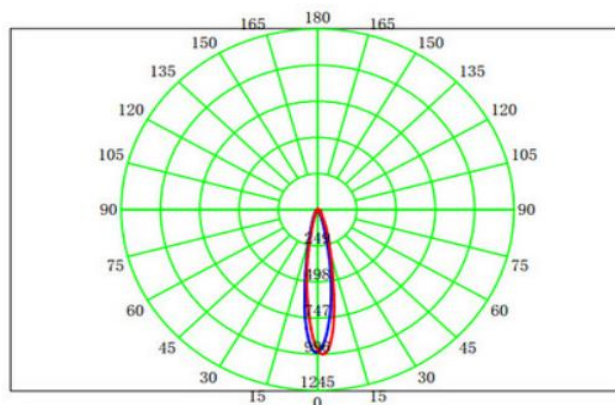
Unit:mm

Description&Feature

This is recessed long cylinder spot lights, made of die-cast aluminum housing, white/black finished options. It is 360° rotation available. And length can be customized. Widely used for residential places such as living room, bedroom or commercial lighting such as for offices, schools, museums etc.

Its lifetime can be up to 10years.
It is the perfect solution for commercial lighting.
The other extra function such as dimming/emergency backup/Zigbee smart control also can be available.

Light Distribution Curve



Specification

Order Model	GR-DL-5WCL100
Dimension(mm)	Ø67*L100mm
Outcut	Φ60mm
Power	5W±5%(6W Max)
LED Chips brand	CREE/Bridgelux COB Led chips
Lumens	430-500lm
Color temperature	3000K/4000K-4500K/6000K-6500K
Driver	DONE/GX/DNF Brand Isolated driver
Input voltage	100-240VAC / 220-240VAC 50/60Hz
Power factor	>0.5
CRI	>90
SDCM	<5 (<3 available)
Working life	>50000Hrs
Efficiency	>86%
Materials	Die-cast aluminum,white/black finished
Beam angle	24°
IP Grade	IP22 indoor use only
Emergency kits	No. but it is ok to do emergency backup for 30% power with 1hrs 2hrs 3hrs duration
Dimmable	No. but it is ok to do Triac/0-10V/DALI/Zigbee if needed
Working temperature	-25°C~+55°C
Storage temperature	-30°C~+60°C
Standard	CE LVD EMC RoHs
Warranty	2/3/5Years